

RIGID PROBE AVERAGING

Stainless Steel Immersion, Thermistor

The ACI Thermistor Immersion Series features a 1/4" diameter stainless steel probe with two, 14 inch 22 AWG Etched Teflon colored lead wires depending on the probe length ordered to differentiate the different sensor types. The sensors in this series are manufactured using ACI's proven double encapsulation process to eliminate the effects of moisture and to increase the response times using our high quality, thermally conductive epoxy. The immersion sensors include a welded thermowell "-I" version but can be ordered without the welded thermowell "-INW" version. The "INW" version includes a standard 1/2" NPS Male process thread to be used with an optional machined thermowell or in an existing thermowell application. Optional NEMA/IP rated enclosures and NIST certificates are available the back of the product data sheet.

Applications: Chilled Water Systems, Hot Water Systems, Boilers, Pumps, Compressor, Chillers

The ACI Thermistor Immersion Series is covered by ACI's Five (5) Year Limited Warranty. The warranty can be found in the front of ACI's Sensors & Transmitters catalog, as well as on ACI's web site, workaci.com.

Disclaimer: Specification of any thermowell and the materials of construction are the sole responsibility of the designer of the system that incorporates the thermowell. Sole responsibility for ensuring compatibility of the process fluid with the system rests with the end user.

PRODUCT SPECIFICATIONS

Sensor Type Sensor Curve:	Thermistor Non-Linear, NTC (Negative Temperature Coefficient)
Number Sensing Points Number Wires:	One Two (Non-Polarity Sensitive)
Sensor Output @ 25°C (77°F) Lead Wire Colors:	A/1.8K: 1.8KΩ nominal Red/Yellow
	A/3K: 3KΩ nominal White/Brown
	A/AN (Type III): 10KΩ nominal White/White
	A/AN-BC: 5.238KΩ nominal White/Yellow
	A/CP (Type II): 10KΩ nominal White/Green
	A/CSI: 10KΩ nominal (Green/Yellow)
Accuracy 0-70°C (32-158°F):	+/-0.2°C (+/-0.36°F) except A/10K-E1 Series: +/- 0.3°C (+/-0.54°F)
	A/1.8K Series: +/-0.5°C @ 25°C (77°F) and (+/-1.0°C) (+/-1.8°F)
Stability:	Sensor Dependent; Contact ACI for more information on specific sensor
Response Time (63% Step Change):	10 Seconds nominal
Power Dissipation Constant:	3 mW/°C except A/1.8K Series: 1 mW/°C A/10K-E1 Series: 2 mW/°C
Sensor Operating Temperature Range:	-40 to 150°C (-40 to 302°F)
Enclosure Specifications (Temperature, Flammability, NEMA/IP Ratings):	"-GD" Enclosure: Galvanized Steel, -40°C to 121°C (-40°F to 250°F), NEMA 1 (IP10)
	"-PB" Enclosure: ABS Plastic, -30°C to 90°C (-22°F to 194°F), UL94-HB, Plenum Rated
	"-BB" Enclosure: Aluminum, -40°C to 121°C (-40°F to 250°F), Plenum Rated, NEMA 3R
	"-4X" Enclosure: Polystyrene Plastic, -40°C to 70°C (-40°F to 158°F), UL94-V2, NEMA 4X (IP 66)
Storage Temperature Range:	-40 to 85°C (-40 to 185°F)
Operating Humidity Range:	10 to 95% RH, non-condensing
Probe Diameter Thermowell Bore Diameter:	0.250" (6.35mm) 0.260"
Probe Material Thermowell Material:	304 Stainless Steel 304 Series Stainless Steel
Thermowell Instrument Process Thread Size:	1/2" NPS (National Pipe Straight) Female Thread 1/2" NPT (National Pipe Tapered) Male Thread
Fitting Material Flammability Rating:	Polyamide 66 (High Performance Nylon 66) UL94-HB
Fitting Thread Size:	1/2" NPS (National Pipe Straight) Male Thread
Foam Pad Material Flammability Rating:	Neoprene/EPDM/SBR Polymer UL94-HBF; FMVSS-302; MIL-R-6130C
Lead Length Conductor Size:	14" (35.6 cm) 22 AWG (0.65mm)
Lead Wire Insulation Wire Rating:	Etched Teflon (PTFE) Colored Leads Mil Spec 16878/4 Type E
Conductor Material:	Silver Plated Copper
Product Dimensions Product Weight:	See table on back of Product Data sheet
Agency Approvals:	CE, RoHS2, WEEE

TEMPERATURE | THERMISTORS | IMMERSION

MAXIMUM VELOCITY VS THERMOWELL INSERTION LENGTH MACHINED THERMOWELL

Straight Shank Insertion Length "U"					Stepped Shank Insertion Length "U"				
Material:	Media Type:	1.0" (25.4 mm)	2.5" (63.5 mm)	8.0" (203.2 mm)	4.0" (101.6 mm)	6.0" (152.4 mm)	12.0" (304.8 mm)	18.0" (457.2 mm)	24" (609.6 mm)
304/316 SS	Air/Gas/Steam ¹	349 ft/s (106.3 m/s)	349 ft/s (106.3 m/s)	71.9 ft/s (21.9 m/s)	109 ft/s (33.2 m/s)	73.6 ft/s (22.4 m/s)	19.4 ft/s (5.9m/s)	8.8 ft/s (2.7m/s)	5.2 ft/s (1.6m/s)
304/316 SS	Water	360 ft/s (109.7 m/s)	360 ft/s (109.7 m/s)	71.9 ft/s (21.9 m/s)	82.2 ft/s (25.1 m/s)	26.9 ft/s (8.2 m/s)	11.3 ft/s (3.4m/s)	4.7 ft/s (1.43m/s)	2.5 ft/s (0.8m/s)

Note 1: Values are for Air/Gas/ Steam and similar density media based upon Max pressure of 2900 PSI @ 1000°F (537.8°C) | **Note 2:** Values are for Water (No Glycol or other Chemicals factored in) @ 68 °F (20°C) and max pressure of 5700 PSI. (Calculated to ASME PTC 19.3 TW-2016 Code B31.1) | **Note 3:** 6-24" Machined Thermowells meet ASME PTC 19.3 TW-2016 Code B31.1.

MAXIMUM PRESSURE VS TEMPERATURE RATINGS TWO-PART FABRICATED | WELDED THERMOWELL

Material:	70°F (21.1°C)	200°F (93.3°C)	400°F (204.4°C)	600°F (315.6°C)	800°F (426.7°C)	1000°F (537.8°C)	1200°F (648.9°C)
304/316 SS	982 PSI (67.7 Bar)	820 PSI (56.6 Bar)	675 PSI (46.5 Bar)	604 PSI (41.6 Bar)	550 PSI (37.9 Bar)	510 PSI (35.1 Bar)	290 PSI (20.0 Bar)

MAXIMUM FLUID VELOCITY RATINGS TWO-PART FABRICATED | WELDED THERMOWELL

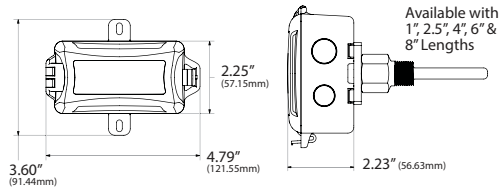
Straight Shank Insertion Length "U"				
Material:	Media Type:	2.5" (63.5 mm)	4.0" (101.6 mm)	6.0" (152.4 mm)
304/316 SS	Air/Gas/Steam ²	169 ft/s (51.5 m/s)	61 ft/s (18.6 m/s)	20 ft/s (6.1 m/s)
304/316 SS	Water	88 ft/s (26.8 m/s)	20 ft/s (6.1 m/s)	10 ft/s (3.05 m/s)

Note 2: Values are for Air/Gas/ Steam and similar density media

TEMPERATURE | THERMISTORS | IMMERSION

DIMENSIONAL DRAWINGS, WEIGHTS

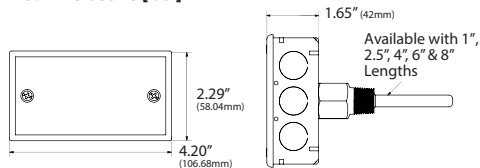
Plastic Box Enclosure [PB]



Plastic Box Enclosure [PB] Weights

ACI Model #	1.0"	2.5"	4.0"	6.0"	8.0"
A/xx-INW-yy-PB	0.20 lbs. (0.091 kg)	0.24 lbs. (0.109 kg)	0.28 lbs. (0.127 kg)	0.32 lbs. (0.145 kg)	0.36 lbs. (0.163 kg)
A/xx-I-yy-PB	N/A	0.24 lbs. (0.109 kg)	0.60 lbs. (0.272 kg)	0.64 lbs. (0.290 kg)	N/A
A/xx-IM-yy-PB	0.40 lbs. (0.182 kg)	0.58 lbs. (0.263 kg)	0.74 lbs. (0.336 kg)	0.92 lbs. (0.417 kg)	1.15 lbs. (0.522 kg)

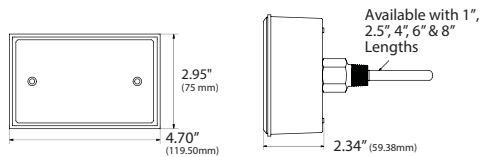
Galvanized Enclosure [GD]



Galvanized Enclosure [GD] Weights

ACI Model #	1.0"	2.5"	4.0"	6.0"	8.0"
A/xx-INW-yy-GD	0.62 lbs. (0.281 kg)	0.66 lbs. (0.299 kg)	0.70 lbs. (0.318 kg)	0.74 lbs. (0.336 kg)	0.78 lbs. (0.354 kg)
A/xx-I-yy-GD	N/A	0.88 lbs. (0.399 kg)	1.00 lbs. (0.454 kg)	1.04 lbs. (0.472 kg)	N/A
A/xx-IM-yy-GD	0.81 lbs. (0.367 kg)	1.00 lbs. (0.454 kg)	1.16 lbs. (0.526 kg)	1.32 lbs. (0.599 kg)	1.55 lbs. (0.703 kg)

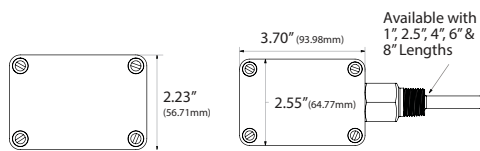
Bell Box Enclosure [BB]



Bell Box Enclosure [BB] Weights

ACI Model #	1.0"	2.5"	4.0"	6.0"	8.0"
A/xx-INW-yy-BB	0.64 lbs. (0.290 kg)	0.68 lbs. (0.308 kg)	0.70 lbs. (0.318 kg)	0.74 lbs. (0.336 kg)	0.80 lbs. (0.363 kg)
A/xx-I-yy-BB	N/A	1.02 lbs. (0.463 kg)	1.00 lbs. (0.454 kg)	1.04 lbs. (0.472 kg)	N/A
A/xx-IM-yy-BB	0.83 lbs. (0.376 kg)	1.02 lbs. (0.463 kg)	1.16 lbs. (0.526 kg)	1.32 lbs. (0.599 kg)	1.59 lbs. (0.721 kg)

NEMA 4X Enclosure [4X]

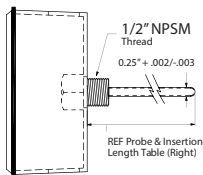


NEMA 4X Enclosure [4X] Weights

ACI Model #	1.0"	2.5"	4.0"	6.0"	8.0"
A/xx-INW-yy-4X	0.28 lbs. (0.127 kg)	0.32 lbs. (0.145 kg)	0.36 lbs. (0.163 kg)	0.40 lbs. (0.181 kg)	0.44 lbs. (0.200 kg)
A/xx-I-yy-4X	N/A	0.64 lbs. (0.290 kg)	0.68 lbs. (0.308 kg)	0.72 lbs. (0.327 kg)	N/A
A/xx-IM-yy-4X	0.48 lbs. (0.218 kg)	0.66 lbs. (0.299 kg)	0.82 lbs. (0.372 kg)	1.00 lbs. (0.454 kg)	1.27 lbs. (0.576 kg)

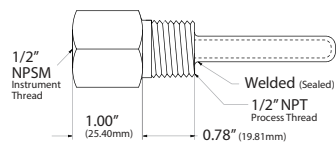
N/A = Not Available | xx = Sensor Type | yy = Insertion Length

PROBE AND INSERTION LENGTH IMMERSION NO WELL



Pictured Above: immersion no well (INW) sensor in Bell Box Enclosure (BB).

Pictured Below: welded two piece thermowell to show connection and depth reference. Thermowell not included with immersion no well (INW).



Probe & Insertion Length

Probe Length	Insertion Length	ACI Part #	Thermowell Part #
3"	2.81" +/- 0.13"	A/xx-INW-1"-yy-zz	A/M1"
4.5"	4.31" +/- 0.13"	A/xx-INW-2.5"-yy-zz	A/2.5" or A/M2.5"
6"	5.81" +/- 0.13"	A/xx-INW-4"-yy-zz	A/4" or A/M4"
8"	7.81" +/- 0.13"	A/xx-INW-6"-yy-zz	A/6" or A/M6"
10"	9.81" +/- 0.13"	A/xx-INW-8"-yy-zz	A/M8"
13"	12.75" +/- 0.13"	A/xx-INW-12"-yy-zz	A/M12"
19"	18.75" +/- 0.13"	A/xx-INW-18"-yy-zz	A/M18"
25"	24.75" +/- 0.13"	A/xx-INW-24"-yy-zz	A/M24"

TEMPERATURE | THERMISTORS | IMMERSION

CUSTOM ORDERING WELDED THERMOWELL		Model # Example: A/ 1.8K I 4" GD NIST	MODEL#
A. Sensor Series <i>No Selection Required</i>	A/ A. B. C. D. E. F.		A/
B. Model Series <i>Select One (1)</i>	1.8K 3K AN AN-BC CP CSI 10KS 10K-E1 20K 100KS		
C. Configuration <i>Select One (1)</i>	I=Immersion with Welded Thermowell		
D. Insertion Length <i>Select One (1)</i>	2.5" = 2.5" Insertion 4" = 4" Insertion 6" = 6" Insertion		
E. Enclosure <i>Select One (1)</i>	GD=Galvanized PB=Plastic BB=Aluminum, NEMA 3R 4X=NEMA 4X		
F. NIST <i>Select One (1)</i>	---- = No NIST Certificate NIST= NIST Certificate (3 Points)		

CUSTOM ORDERING MACHINED THERMOWELL		Model # Example: A/ 1.8K IM 4" GD NIST	MODEL#
A. Sensor Series <i>No Selection Required</i>	A/ A. B. C. D. E. F.		A/
B. Model Series <i>Select One (1)</i>	1.8K 3K AN AN-BC CP CSI 10KS 10K-E1 20K 100KS		
C. Configuration <i>Select One (1)</i>	IM=Immersion with Machined Thermowell		
D. Insertion Length <i>Select One (1)</i>	1" = 1" Insertion 2.5" = 2.5" Insertion 4" = 4" Insertion 6" = 6" Insertion 8" = 8" Insertion		
E. Enclosure <i>Select One (1)</i>	GD=Galvanized PB=Plastic BB=Aluminum, NEMA 3R 4X=NEMA 4X		
F. NIST <i>Select One (1)</i>	---- = No NIST Certificate NIST= NIST Certificate (3 Points)		

Note: Machined Thermowells with lengths of 12", 18" and 24" are available and must be ordered separately | See the Machined Thermowells Data Sheet (Accessories)

CUSTOM ORDERING SENSOR ONLY NO THERMOWELL		Model # Example: A/ 1.8K INW 1" GD NIST	MODEL#
A. Sensor Series <i>No Selection Required</i>	A/ A. B. C. D. E. F.		A/
B. Model Series <i>Select One (1)</i>	1.8K 3K AN AN-BC CP CSI 10KS 10K-E1 20K 100KS		
C. Configuration <i>Select One (1)</i>	INW = Immersion without Thermowell		
D. Insertion Length <i>Select One (1)</i>	1" = 1" Insertion 2.5" = 2.5" Insertion 4" = 4" Insertion 6" = 6" Insertion 8" = 8" Insertion 12" = 12" Insertion 18" = 18" Insertion 24" = 24" Insertion		
E. Enclosure <i>Select One (1)</i>	GD=Galvanized PB=Plastic BB=Aluminum, NEMA 3R 4X=NEMA 4X		
F. NIST <i>Select One (1)</i>	---- = No NIST Certificate NIST= NIST Certificate (3 Points)		

ACCESSORIES ORDERING		Model # Example: NSG HEAT TRANSFER PASTRE 2 oz	Or 102595
Model #	Item #	Description	
NSG Heat Transfer Paste 2 oz.	102595	Thermal Grease, 2 oz. Tube, Silicone Free, -40 to 320°F (-40 to 160°C)	
NSG Heat Transfer Paste 16 oz.	140574	Thermal Grease, 16 oz. Jar, Silicon Free, -40 to 390°F (-40 to 198°C)	
A/2.5"	128349	2.5" (63.5 mm) Insertion, 304 Stainless, Welded, 1/2" NPT Thermowell	
A/4"	128350	4" (101.6 mm) Insertion, 304 Stainless, Welded, 1/2" NPT Thermowell	
A/6"	128351	6" (152.4 mm) Insertion, 304 Stainless, Welded, 1/2" NPT Thermowell	
A/M1"	128337	1" (25.4 mm) Insertion, 304 Stainless, Machined, 1/2" NPT Thermowell	
A/M2.5"	128338	2.5" (63.5 mm) Insertion, 304 Stainless, Machined, 1/2" NPT Thermowell	
A/M4"	128343	4" (101.6 mm) Insertion, 304 Stainless, Machined, 1/2" NPT Thermowell	
A/M6"	128344	6" (152.4 mm) Insertion, 304 Stainless, Machined, 1/2" NPT Thermowell	
A/M8"	138725	8" (203.2 mm) Insertion, 304 Stainless, Machined, 1/2" NPT Thermowell	
A/M12"	128339	12" (304.80 mm) Insertion, 304 Stainless, Machined, 1/2" NPT Thermowell	
A/M18"	128341	18" (457.20 mm) Insertion, 304 Stainless, Machined, 1/2" NPT Thermowell	
A/M24"	128342	24" (609.6 mm) Insertion, 304 Stainless, Machined, 1/2" NPT Thermowell	
A/M2.5" - 316SS	128352	2.5" (63.5 mm) Insertion, 316 Stainless, Machined, 1/2" NPT Thermowell	
A/M4" - 316SS	128353	4" (101.6 mm) Insertion, 316 Stainless, Machined, 1/2" NPT Thermowell	
A/M6" - 316SS	128354	6" (152.4 mm) Insertion, 316 Stainless, Machined, 1/2" NPT Thermowell	