

# HX30/40/50 SERIES

On/Off Status and Control in One Package



The Hawkeye Relay Combination Series combines an on/off status sensor and command relay in one package, saving the labor, wire runs, and space required to mount a separate relay. The switch and relay (not electrically connected) are in the same housing, saving space and cost. It is ideal for monitoring and controlling motors where belt loss is not a concern.

## SPECIFICATIONS

Sensor Power	Induced from monitored conductor
Insulation Class	600 Vac RMS
Frequency Range	50/60 Hz
Temperature Range	-15 to 60 °C (5 to 140 °F)
Humidity Range	10 to 90% RH non-condensing
Terminal Block Wire Size	24 to 14 AWG (0.2 to 2.1 mm <sup>2</sup> )
Terminal Block Torque	3.5 to 4.4 in-lbs (0.4 to 0.5 N-m)

### WARRANTY

Limited Warranty	5 years
------------------	---------

### AGENCY APPROVALS

Agency Approvals	UL 508 open device listing, CAT III, Pollution Degree 2, basic insulation
------------------	---



Note: Do not use the LED status indicators as evidence of applied voltage.

## On/off status

On/off status and command relay in a single labor and space saving device

## SPDT command relay

H740 and H940 feature a SPDT command relay

## Detect belt loss

Cost-effectively monitor start/stop, unit vents, fan coils, exhaust fans, and other loads where belt loss is not a concern

## No tubing necessary

Easier to install than differential pressure switches

## Easy setup

No calibration required...easy setup and operation

## APPLICATIONS

- Monitoring direct drive units, exhaust fans, and other fixed loads
- Monitoring on/off status of electrical loads
- Starting/stopping motors

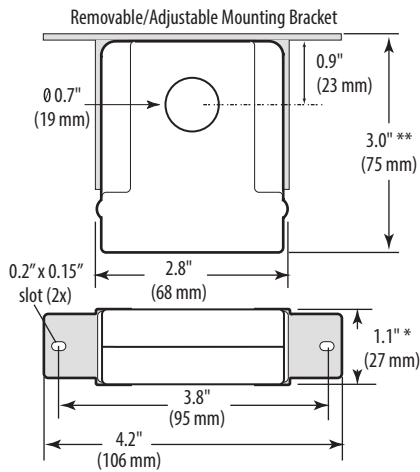
### RELAY CONTACT RATINGS

Hx30, Hx50 (SPST, N.O.)		
Resistive	10 A @ 250 Vac, 30 Vdc	
Inductive	5 A @ 250 Vac, 30 Vdc	
Hx40 (SPDT)		
Resistive	8 A @ 250 Vac, 30 Vdc	
Inductive	3.5 A @ 250 Vac, 30 Vdc	

### TYPICAL COIL PERFORMANCE

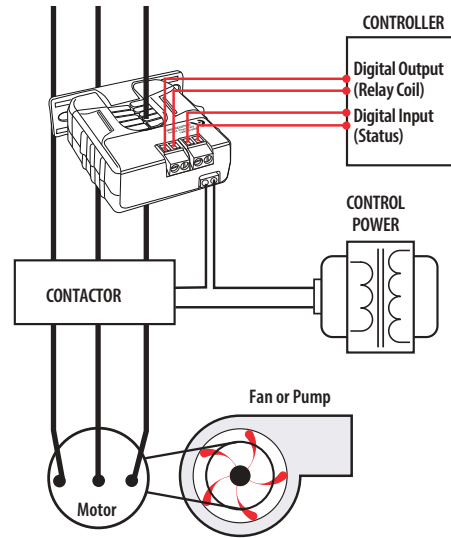
Voltage	AC	DC
24V	10 mA	10 mA
Pull In Voltage		
Hx30	20.1 Vdc	
Hx40	20.1 Vdc	
Hx50	8.4 Vdc	
Drop Out Voltage		
Hx30	5.2 Vdc	
Hx40	5.2 Vdc	
Hx50	3.0 Vdc	

**H730/740/750**  
Dimensional Drawing

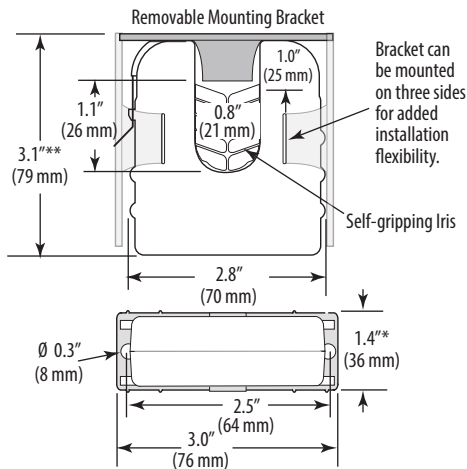


\* Terminal block may extend up to 1/8" over the height dimensions shown.  
\*\* Slide switch may extend up to 1/4" over the height dimensions shown.

**START/STOP MONITORING OF FAN/PUMP MOTORS**  
Wiring Diagram

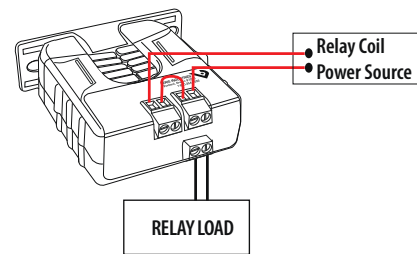


**H930/940/950**  
Dimensional Drawing



\* Terminal block may extend up to 1/8" over the height dimensions shown.

**RELAY CONTROLLED DIRECTLY BY STATUS CONTACTS**  
Wiring Diagram



**ORDERING INFORMATION**

MODEL	AMPERAGE RANGE	STATUS OUTPUT (MAX.)	TRIP POINT	RELAY	RELAY COIL	HOUSING	RELAY POWER LED	UL
H730	0.5 to 200 A	N.O. 1.0 A @ 30 Vac/dc	0.5 A or less	SPST, N.O.	24 Vac/dc	Solid-core	•	•
H740	0.5 to 200 A		0.5 A or less	SPDT	24 Vac/dc	Solid-core	•	•
H750	0.5 to 200 A		0.5 A or less	SPST, N.O.	12 Vdc nom.	Solid-core	•	•
H930	1.5 to 200 A		1.5 A or less	SPST, N.O.	24 Vac/dc	Split-core	•	•
H940	1.5 to 200 A		1.5 A or less	SPDT	24 Vac/dc	Split-core	•	•
H950	1.5 to 200 A		1.5 A or less	SPST, N.O.	12 Vdc nom.	Split-core	•	•