

HX22 SERIES

Load Trending with 0 to 5 Vdc Output



The Hawkeye 622-xx, 722, 822, and 922 provide accurate load trending information with a proportional 0 to 5 Vdc output signal. Slide-switches provide easy field selection of monitored amperage range without jumpers (available on some models).

SPECIFICATIONS

Sensor Power	Induced from monitored conductor
Insulation Class	600 Vac RMS (UL), 300 Vac RMS (CE)
Frequency Range	50/60 Hz nominal
Temperature Range	-15 to 60 °C (5 to 140 °F)
Humidity Range	10 to 90% RH non-condensing
Accuracy	±2% F.S. from 10% to 100% (range)
Response Time	2 sec.
Terminal Block Wire Size	24 to 14 AWG (0.2 to 2.1 mm ²)
Terminal Block Torque	3.5 to 4.4 in-lbs (0.4 to 0.5 N-m)

WARRANTY

Limited Warranty	5 years
------------------	---------

AGENCY APPROVALS

Agency Approvals	UL 508 open device listing; CE: EN61010-1, CAT III, Pollution Degree 2, basic insulation
------------------	--



Self-powered analog

Self-powered analog current sensor simplifies installation

No external power required

No external power required for sensor

Retrofit

Self-gripping, split-core design for fast retrofit installation...no need to remove conductor (H622-xx, H922)

New construction

Economical solid-core models feature adjustable bracket for easy alignment (H722xC)

Factory calibrated

Factory calibrated ranges for increased flexibility and resolution

No jumpers

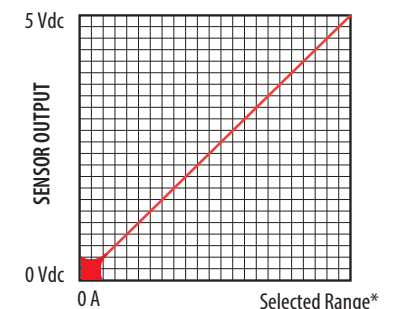
No jumpers on unit...reduces installation error

APPLICATIONS

- Load trending
- Motor control
- Positive proof of flow

EXAMPLE LINEAR OUTPUT

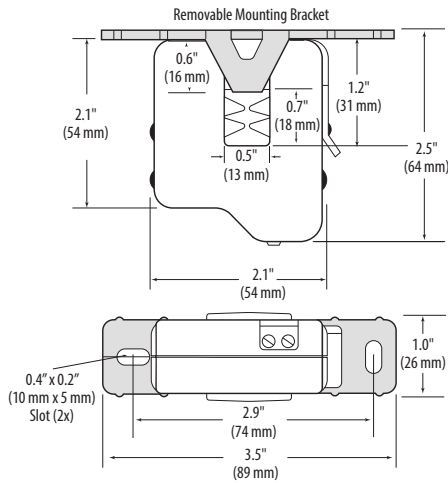
Scale software as shown



SENSED AMPS
*Factory calibrated ranges selected with the amperage range switch

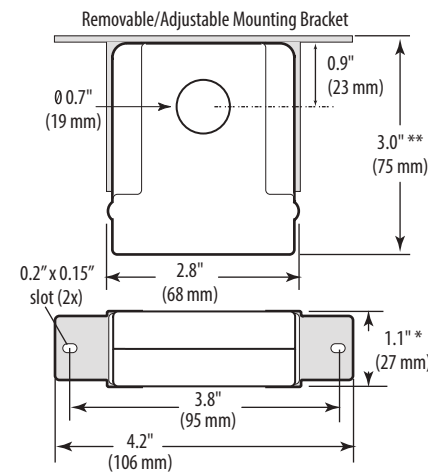
H622-XX

Dimensional Drawing



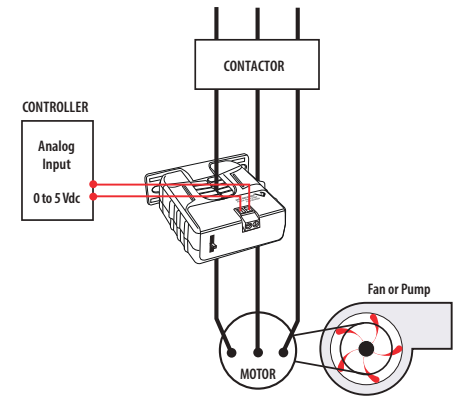
H722LC/H722HC

Dimensional Drawing



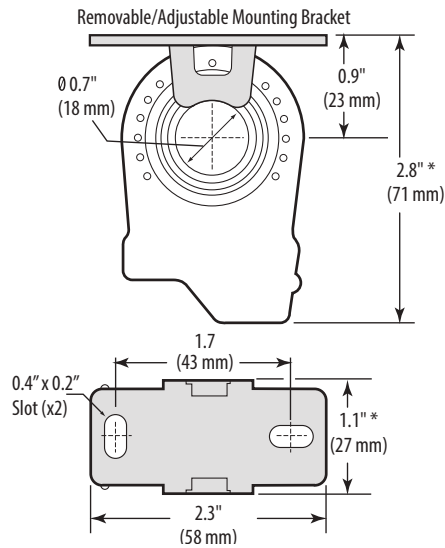
MONITORING FAN /PUMP MOTORS FOR POSITIVE PROOF OF FLOW

Wiring Diagram



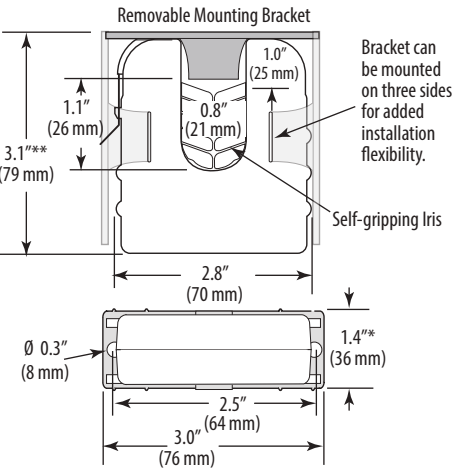
H822/H822-20

Dimensional Drawing



H922

Dimensional Drawing



* Terminal block may extend up to 1/8" over the height dimensions shown.
 ** Slide switch may extend up to 1/4" over the height dimensions shown.

ORDERING INFORMATION

MODEL	AMPERAGE RANGE	SENSOR OUTPUT	HOUSING	UL	CE	LEAD FREE
H622-10	0 to 10 A	0 to 5 Vdc	Split-core	•	•	
H622-20	0 to 20 A		Split-core	•	•	
H722LC	0 to 10/20/40 A		Solid-core	•	•	
H722HC	0 to 50/100/200 A		Solid-core	•	•	
H822	0 to 10 A		Solid-core	•		•
H822-20	0 to 20 A		Solid-core	•		•
H922	0 to 30/60/120 A		Split-core	• ¹	•	
H922030A	0 to 30 A		Split-core		•	
H922060A	0 to 60 A		Split-core		•	
H922120A	0 to 120 A		Split-core		•	

1. Listed for use on 75°C insulated conductors.