

# H5XX SERIES

Combination Switching Relay,  
Current Status Switch, and HOA Switch\*



The Hawkeye 5xx Series combines an industrial grade load-switching relay, current status switch\*, and Hand-Off-Auto (HOA) switch\* in an easy-to-install remote enclosure, making the series ideal for monitoring, directly controlling, and troubleshooting the control wiring of fractional horsepower motors.

In some models, the relay, current sensor, and HOA switch are combined in a series circuit. Once an H5xx is wired in series between the power source and motor, all three components are installed. The housing provides physical separation and multiple wiring exits to isolate control and high voltage wiring. An H5xx can be mounted directly on 2- or 4-gang junction boxes, nipped to a field enclosure, or stand alone.

## SPECIFICATIONS

Sensor Power	Induced from monitored conductor
Frequency Range	50/60 Hz
Humidity Range	10 to 90% RH non-condensing
Temperature Range	-15 to 50 °C (5 to 122 °F)
Terminal Block Wire Size	24 to 14 AWG (0.2 to 2.1 mm <sup>2</sup> )
Terminal Block Torque	3.5 to 4.4 in-lbs (0.4 to 0.5 N-m)

### WARRANTY

Limited Warranty 5 years

### AGENCY APPROVALS

Agency Approvals UL 508 closed type device listing, CAT III, Pollution Degree 2, basic insulation



\*Some models

## Remote mounted HOA

Remote mounted current status sensor\* and command relay with or without HOA switch

HOA provides true relay control... ideal for troubleshooting control wiring

## Status sensor

Combines status sensor,\* command relay, and HOA switch in a single series circuit...one line connection for three devices

## SPST

SPST relay is field-selectable for N.O. or N.C. operation

## Gang box mounting

Mounts directly onto gang box, flush to existing enclosures and standalone

## Up to 1 HP

All models rated up to 1 HP @ 120 Vac, NS Versions 1 HP @ 120 Vac and 1.5 HP @ 277 Vac...one product for all fractional HP motor control and status applications

## APPLICATIONS

- Monitoring status and controlling small motor loads that are not driven by a motor starter or contactor
- Exhaust fans
- Unit ventilators
- Fan terminal units
- Fan coil units
- Recirculating pumps

### RELAY CONTACT RATINGS

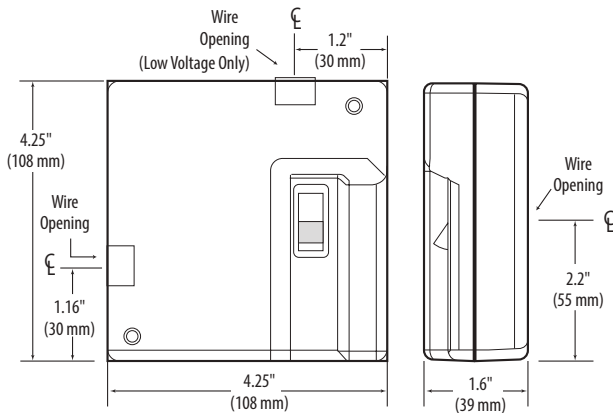
SPDT (NS) Models	
Resistive	15 A @ 277 Vac
Motor	1 HP @ 120 Vac
	1.5 HP @ 277 Vac

SPST (HOA) Models	
Resistive	15 A @ 250 Vac
Motor	1 HP @ 120 Vac

### TYPICAL COIL PERFORMANCE

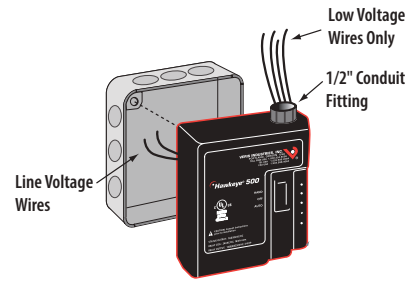
Voltage	AC	DC
24 V	36 mA	36 mA

**DIMENSIONAL DRAWING**



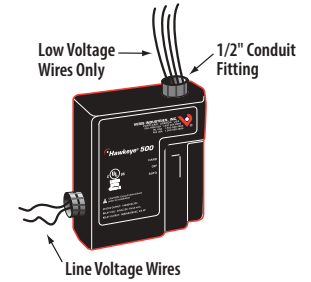
**MOUNTS DIRECTLY ON 4-GANG JUNCTION BOX**

Mounting Options

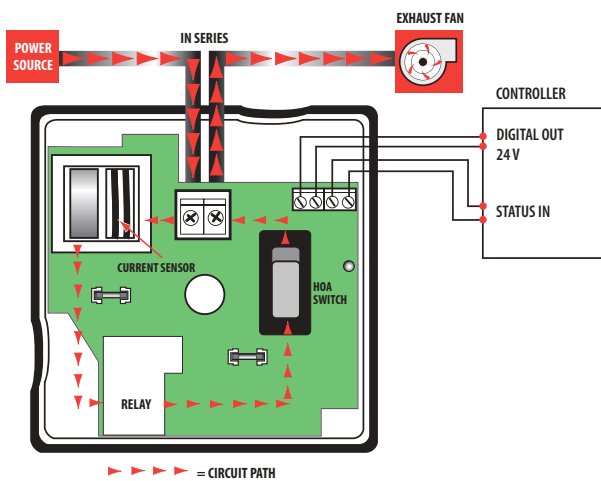


**MOUNTS DIRECTLY ON WALL OR PANEL**

Mounting Options

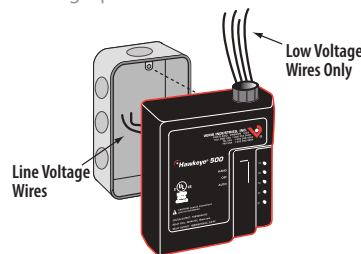


**WIRING DIAGRAM**

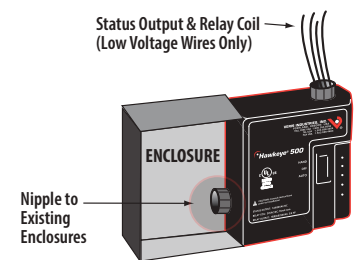


**MOUNTS DIRECTLY ON 2-GANG JUNCTION BOX**

Mounting Options



**ENCLOSURE MOUNT**



**ORDERING INFORMATION**

MODEL	AMPERAGE RANGE	STATUS OUTPUT	TRIP POINT	RELAY	RELAY COIL	HOA SWITCH	STATUS LEDS	RELAY POWER LED	UL
H535	0.25 to 15A	Relay Only		SPST, Field-Selectable N.O./N.C.	24 Vac/dc	•		•	•
H535NS	0.25 to 15 A	Relay Only		SPDT				•	•
H540	0.25 to 15 A	N. O., 1.0 A @ 30 Vac/dc	0.25 A or Less, Fixed	SPST, Field-Selectable N.O./N.C		•		•	•
H540NS	0.25 to 15 A	N. O., 1.0A @ 30 Vac/dc	0.25 A or Less, Fixed	SPDT				•	•
H548	0.5 to 15 A	N. O., 1.0A @ 30 Vac/dc	0.5 A or Less, Adjustable	SPST, Field-Selectable N.O./N.C		•	•	•	•
H548NS	0.5 to 15 A	N. O., 1.0 A @ 30 Vac/dc	0.5 A or Less, Adjustable	SPDT			•	•	•