

H120 SERIES

SPST Status Relay with Integral Current Switch



The H120 and H120NC offer a fixed current switch and SPST relay in a single externally mounted housing. Combining the current sensor and relay in one easy-to-install package eliminates the need to fit multiple devices into small electrical enclosures and simplifies the installation. Remove the labor associated with installing a separate current sensor.

SPECIFICATIONS

Sensor Power	Induced from relay coil power
Operating Temperature	-15 to 60 °C (5 to 140 °F) (13.8 A max.), -15 to 50 °C (5 to 12 °F) (2 A max.)
Frequency Range	50/60 Hz
Operating Humidity	10 to 90% RH non-condensing
Expected Relay Life (mechanical)	10 million cycles
Relay Status	LED ON=energized

LEAD WIRE SPECIFICATIONS

Lead Length	14" (356 mm) min.
Style and Gauge	UL1015; Coil: 18 AWG; Contacts: 12 AWG; Status: 16 AWG

WARRANTY

Limited Warranty	5 years
------------------	---------

AGENCY APPROVALS

Agency Approvals	UL 508 closed type device listing, CAT III, Pollution Degree 2, basic insulation
------------------	---



Note: Do not use the LED status indicators as evidence of applied voltage.

2-in-1

Current switch and relay are in series...connect the contacts to the load and your current switch is automatically installed

HP ratings

HP ratings make the H120 ideal for control and status of fractional HP motors

Nipple mount

The nipple mount housing can be connected to any 1/2" conduit knockout for installation versatility

0.1A turn-on

Easily monitors the smallest loads

Relay coil LED

Relay coil LED streamlines job commissioning and check out

NEMA 1 rated

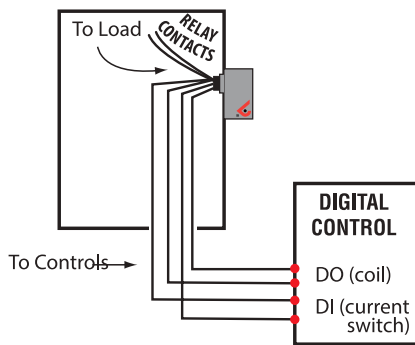
NEMA 1 rated housing may be used in plenum spaces

APPLICATIONS

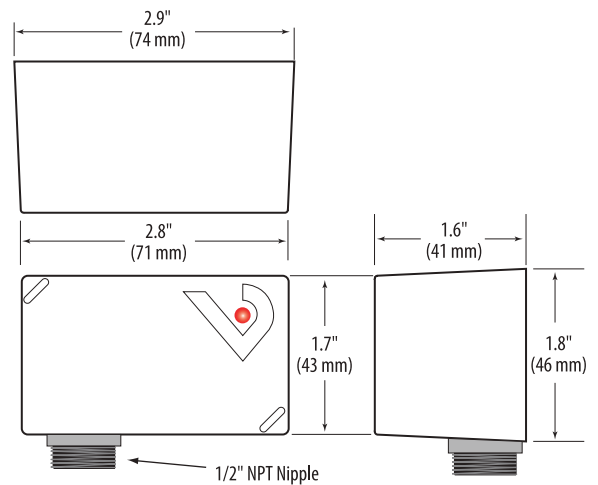
- Unit ventilators
- Fan coil units
- Exhaust fans
- Fan terminal units
- Fractional HP motors
- Light resistive loads

NIPPLE MOUNT DIRECTLY TO A PANEL

Wiring Diagrams

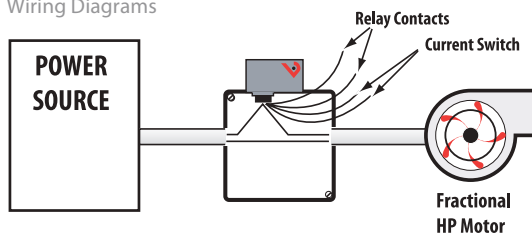


DIMENSIONAL DRAWING

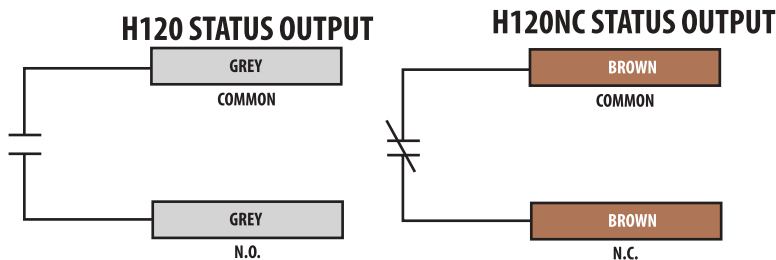
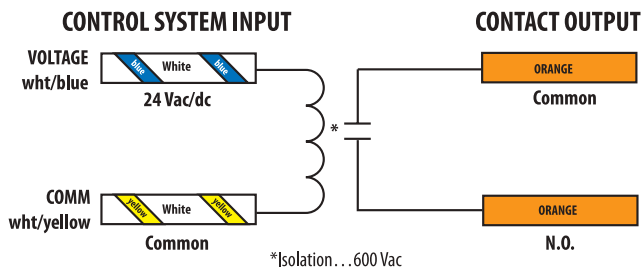


NIPPLE MOUNT TO 4X ELECTRICAL BOX

Wiring Diagrams



WIRE COLOR CODES



RELAY CONTACT RATINGS

Resistive	20 A (r) @ 277 Vac/28Vdc (250,00 Cycles)
Motor	120 Vac, 1HP 208 Vac, 1HP 250 Vac, 2HP 277 Vac, 2HP
Ballast	277 Vac, 20 A
Tungsten	120 Vac, 10 A

TYPICAL COIL PERFORMANCE

Voltage	Coil Current	
	AC	DC
24V	75 mA	32 mA

*See operating temperature specifications

ORDERING INFORMATION

MODEL	AMPERAGE RANGE	COIL	RELAY	STATUS OUTPUT	TRIP POINT	HOUSING	RELAY POWER LED	UL
H120	0.1 to 20 A	24 Vac/dc	SPST, N.O.	N.O. 100 mA @ 30 Vac/dc	0.1 A or Less	Nipple Mount	•	•
H120NC				N.C. 100 mA @ 30 Vac/dc			•	•