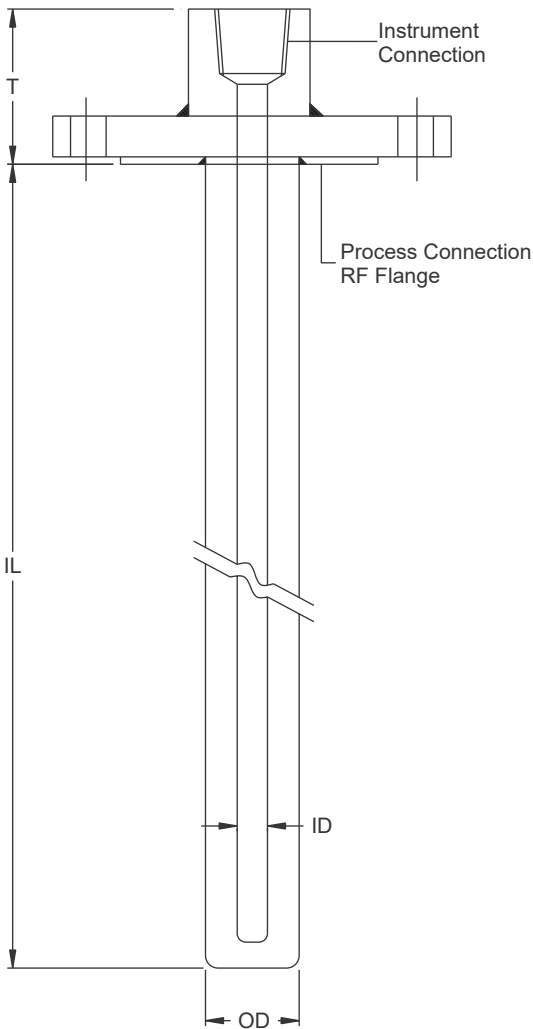


STRAIGHT THERMOWELL WITH FLANGE

MTW - TW - 5001



Thermowell Material

304	SS 304
316	SS 316
600	Inconel-600
Other	Consult Factory

Thermowell OD (mm)

ID (mm)

Process Connection RF Flange

Flange Rating	Flange Size
JIS 5 K	1/4"
JIS 10 K	1/2"
	3/4"
	1"
ANSI 150 #	1 1/4"
ANSI 300 #	1 1/2"
	1 3/4"
	2"
Other	Consult Factory

Flange Material

304	SS 304
316	SS 316
Other	Consult Factory

Instrument Connection

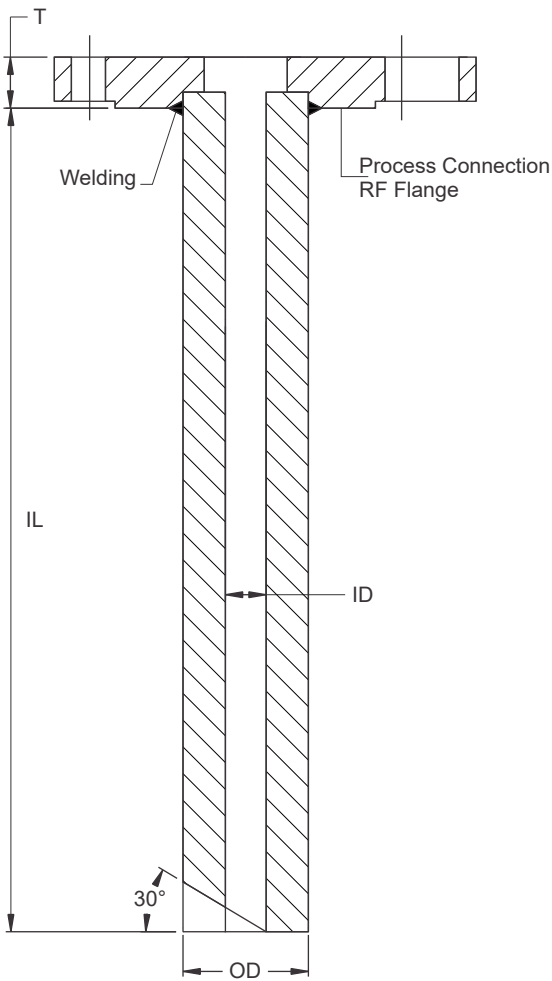
Length of "T" (mm)

Insertion Length "I.L." (mm)

Threads	1/8"
	1/4"
	3/8"
	1/2"
	3/4"
BSPT/ NPT	1"
M-T thread	M20X1.5
Other	Consult Factory
N/A	Not Applicable

HEAVY DUTY THICK WALL THERMOWELL

MTW - TW - 5001a



Thermowell Material	
304	SS 304
316	SS 316
600	Inconel-600
Other	Consult Factory

Thermowell OD (mm)	

Thermowell ID (mm)	

Process Connection RF Flange	

Length of "T" (mm)	

Flange Material	

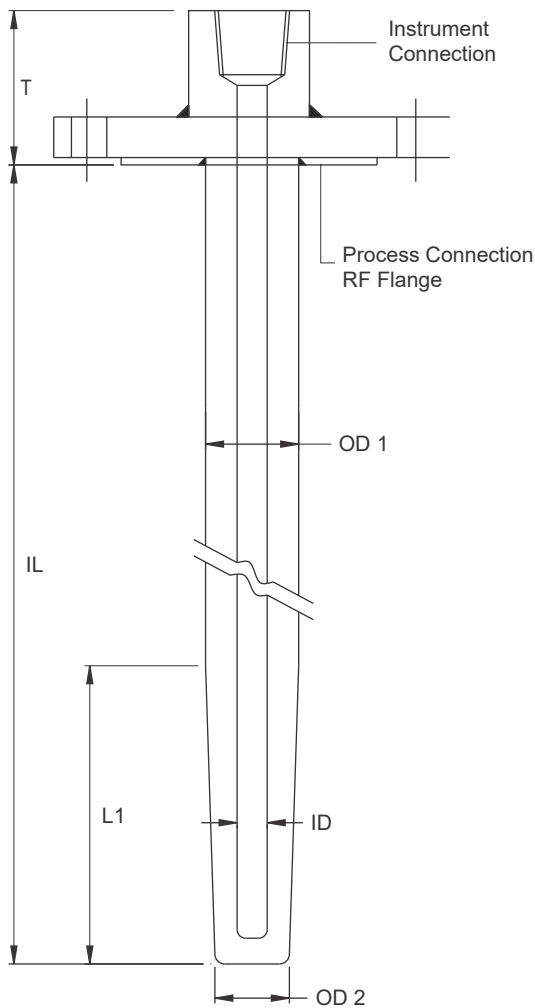
Insertion Length "I.L." (mm)	

Flange Rating	Flange Size
JIS 5 K	1/4"
	1/2"
JIS 10 K	3/4"
	1"
ANSI 150 #	1 1/4"
ANSI 300 #	1 1/2"
	1 3/4"
	2"
Other	Consult Factory

Flange Material	
304	SS 304
316	SS 316
Other	Consult Factory

TAPER THERMOWELL WITH FLANGE

MTW - TW - 5002



Thermowell Material

304	SS 304
316	SS 316
600	Inconel-600
Other	Consult Factory

Thermowell OD 1 (mm)

Thermowell OD 2 (mm)

ID (mm)

Process Connection RF Flange

Flange Rating	Flange Size
JIS 5 K	1/4"
	1/2"
JIS 10 K	3/4"
	1"
ANSI 150 #	1 1/4"
ANSI 300 #	1 1/2"
	1 3/4"
	2"
Other	Consult Factory

Flange Material

304	SS 304
316	SS 316
Other	Consult Factory

Instrument Connection

Threads	1/8"
	1/4"
	3/8"
BSPT/ NPT	1/2"
	3/4"
	1"

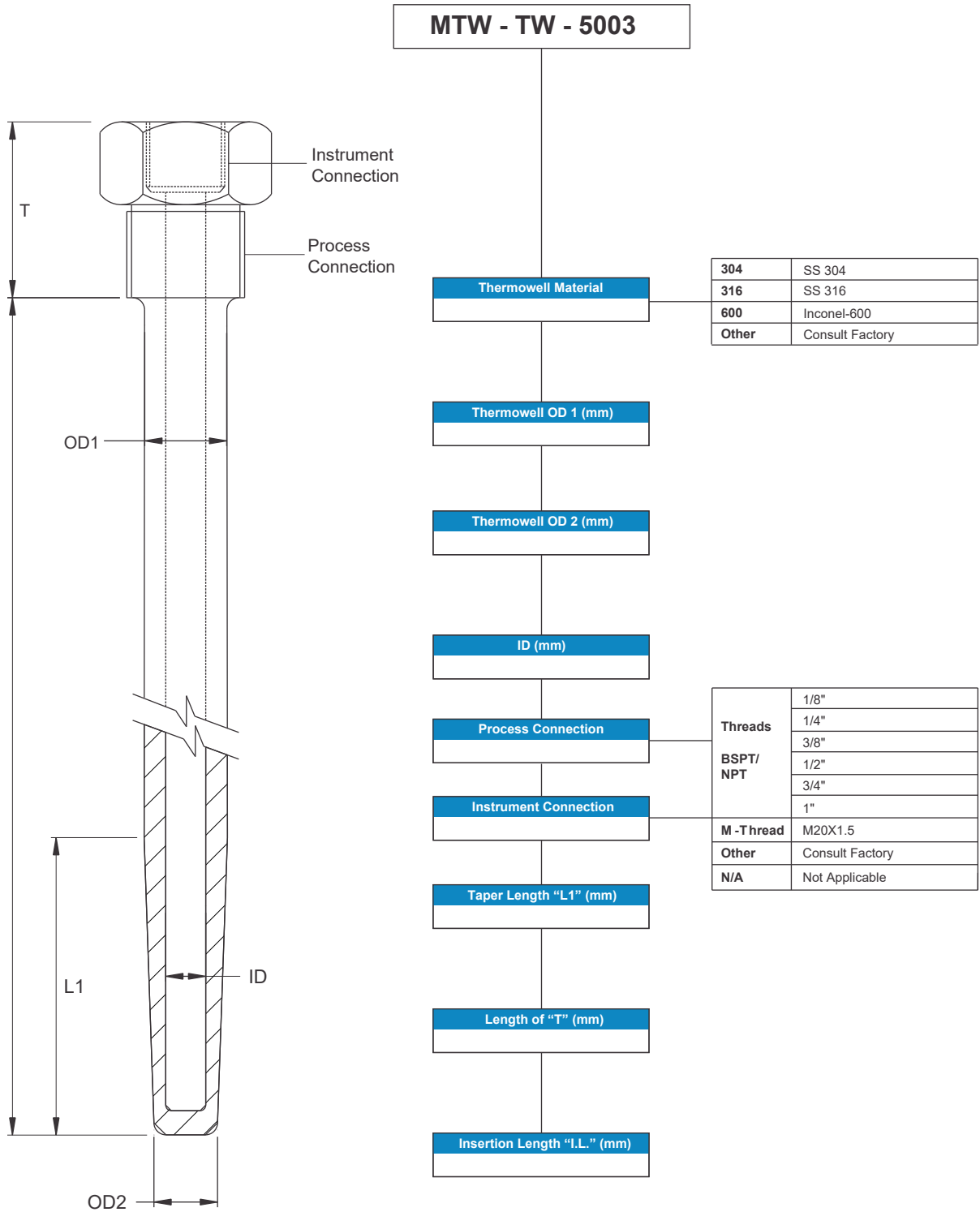
Taper Length "L1" (mm)

Length of "T" (mm)

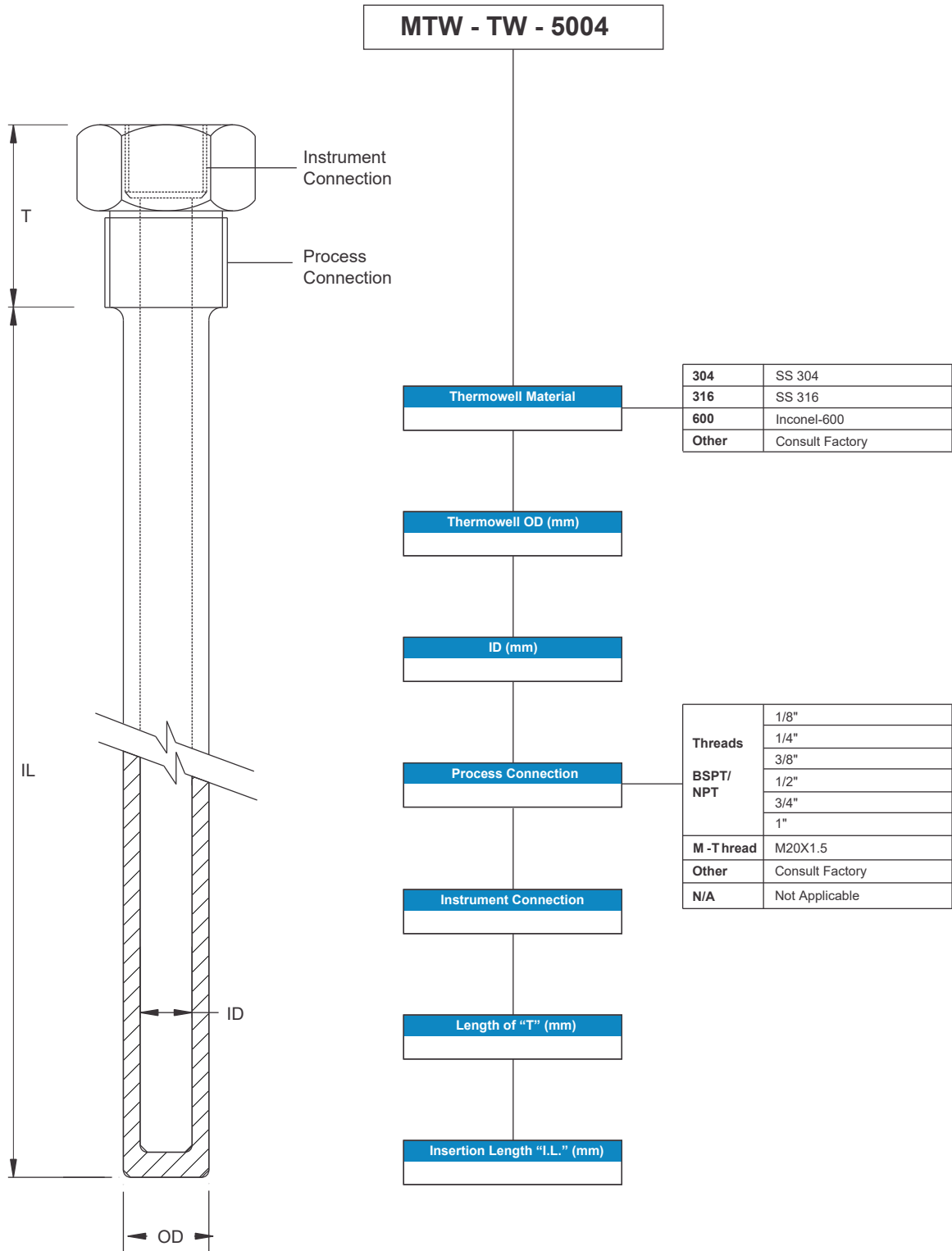
Insertion Length "I.L." (mm)

M-T thread	M20X1.5
Other	Consult Factory
N/A	Not Applicable

TAPER THERMOWELL WITH FLANGE



STRAIGHT THERMOWELL (SCREWED TYPE)



STEPPED THERMOWELL

