


CDB4(1)



Modular Distribution Blocks with 4 sq.mm Output connections and 16 sq.mm Bolt Type Input Connection

The CDB range of distribution blocks is an ideal choice for a simplified distribution system. A bolt in the center of the block provides a connection point for the incoming cable. All the terminals are internally connected and provide multiple connection points for the outgoing wires. A Protective shield effectively shrouds the incoming connection.

CDB4(1) blocks are recommended for applications where the input connection point is located at one end instead of the center.

TECHNICAL DATA

Rated Voltage	800 V
Rated Current - Input Side	64 A
Rated Current - Output Side	64 A
Tightening Torque - Input Side	2 Nm
Tightening Torque - Output Side	0.5 Nm
Housing Material	Polyamide
Comparative Tracking Index	1
Standard Colour	Grey
Type of Connection	Screw Clamp
Product Function	Modular Distribution Blocks with Bolt Type Input Connection
Wire Entry Orientation	Side Entry
Mounting Possibility	DIN 32/DIN 35/DIN 35-15 Rail
Screw Size	M3
Stud Size	M5
Operated by	Screwdriver
Rated Surge Voltage	8 KV
Pollution Degree	3

CONNECTION DATA

Conductor Cross Section Stranded min.- Input Side	6 mm ²
Conductor Cross Section Stranded max. - Input Side	16 mm ²
Conductor Cross Section Stranded min.- Output Side	0.2 mm ²
Conductor Cross Section Stranded max.- Output Side	4 mm ²
Conductor Cross Section AWG/Kcmil min	22 AWG
Conductor Cross Section AWG/Kcmil max	10 AWG
Conductor Cross Section Stranded with Ferrule/Lug min	0.2 mm ²
Conductor Cross Section Stranded with Ferrule/Lug max	4 mm ²
2 Conductors with same Cross Section Stranded min	0.2 mm ²
2 Conductor with same Cross Section Stranded max	2.5 mm ²
Conductor Cross Section Solid min	0.2 mm ²
Conductor Cross Section Solid max	6 mm ²
2 Conductors with same Cross Section Stranded with TWIN Ferrule/Lug min	0.2 mm ²

CONNECTION DATA....

2 Conductor with same Cross Section Stranded with TWIN Ferrule/Lug max	2.5 mm ²
Stripping Length	8 mm
Internal Cylindrical Guage	A4

DIMENSIONS

Height with DIN 32 rail	51.1 mm
Height with DIN 35 x 15 mm rail	53.7 mm
Height with DIN 35 x 7.5 mm rail	46.2 mm

APPROVALS








ORDERING INFORMATION

CAT. NO.	DESCRIPTION	STD. PACK
CDB4/2(1)	Grey colour Modular Distribution Terminal Block with 6 outputs of 4 sq.mm	10
CDB4/3(1)	Grey colour Modular Distribution Terminal Block with 8 outputs of 4 sq.mm	10
CDB4/4(1)	Grey colour Modular Distribution Terminal Block with 10 outputs of 4 sq.mm	10
CDB4/5(1)	Grey colour Modular Distribution Terminal Block with 12 outputs of 4 sq.mm	10
CDB4/6(1)	Grey colour Modular Distribution Terminal Block with 14 outputs of 4 sq.mm	10
CDB4/10(1)	Grey colour Modular Distribution Terminal Block with 22 outputs of 4 sq.mm	10
CDB4/11(1)	Grey colour Modular Distribution Terminal Block with 24 outputs of 4 sq.mm	10

ACCESSORIES

IMAGES	CAT. NO.	DESCRIPTION	STD. PACK
	CA501-1M	Din 32 Rail unslotted 1 meter	50
	CA501-1M-S	Din 32 Rail slotted 1 meter	50
	CA501-2M	Din 32 Rail unslotted 2 meter	50
	CA501-2M-S	Din 32 Rail slotted 2 meter	50
	CA701-1M	Din 35 Rail unslotted 1 meter	50
	CA701-2M	Din 35 Rail unslotted 2 meter	50
	CA701-2M-S	Din 35 Rail slotted 2 meter	50
	CA701-1M-S	Din 35 Rail slotted 1 meter	50

ACCESSORIES			
IMAGES	CAT. NO.	DESCRIPTION	STD. PACK
	CA701-15-1M	Din 35 Rail 15 deep unslotted 1 meter	50
	CA701-15-1M-S	Din 35 Rail 15 deep slotted 1 meter	50
	CA701-15-2M	Din 35 Rail 15 deep unslotted 2 meter	50
	CA701-15-2M-S	Din 35 Rail 15 deep slotted 2 meter	50
	CA702	End Clamp in Polyamide 66 suitable for Din 32 / Din 35 / Din 35-15 Rails	50
	CA802	End Clamp in Polyamide suitable for Din 35 / Din 35-15 Rails	50
	CA509/K6	Blank Marking Tag	100
	SCS0.6/3.5	Electricians Screwdriver for slotted screws	10

NOTES

Sum of outgoing currents on either side of the center should not exceed half the maximum permissible incoming current.

Sum of total outgoing currents should not exceed maximum permissible incoming current.

Connection for higher outgoing currents should be done through the terminal nearest to the incoming connection.

This Terminal Blocks are available in Red, Yellow, Blue, Black & Green colours.

RATINGS AS PER STANDARDS

STANDARDS	IEC/EN60947-7-1
Approvals	CE
Conductor Cross Section Stranded min.- Input Side	6 mm ²
Conductor Cross Section Stranded max. - Input Side	16 mm ²
Conductor Cross Section Stranded min.- Output Side	0.5 mm ²
Conductor Cross Section Stranded max.- Output Side	4 mm ²
Rated Voltage	800 V
Rated Current - Input Side	64 A
Rated Current - Output Side	64 A
Tightening Torque - Input Side	2 Nm
Tightening Torque - Output Side	0.5 Nm